

BELCAR ENDURANCE CHAMPIONSHIP


SPA RACING FESTIVAL

FREE PRACTICE 2

Sector Analysis

■ Personal Best ■ Session Best ■ Crossing the finish line in pit lane

Lap	D	Time	Sector 1	Sector 2	Sector 3	T. Spd	Elapsed	Lap	D	Time	Sector 1	Sector 2	Sector 3	T. Spd	Elapsed			
1	Aqua Protect Racing Team Norma M20 FC							2	7	1	2:42.617	48.082	1:11.771	42.764	208.1	25:27.815		
	1. David HOUTHOOFD 3. Kris COOLS								8	1	2:44.803	47.861	1:12.499	44.443	207.3	28:12.618		
	2. François BOUILLON								7 VR Racing Qvick Motors BMW M2 MARC V8 1. Tom VAN ROMPUY 2. Erik QVICK	1	2	3:38.982	1:21.706	1:30.363	46.913	139.9	3:38.982	
	1	1	2:29.878	45.622	1:05.903	38.353	220.9			2:29.878	2	2	2:47.106	46.111	1:17.941	43.054	195.3	6:26.088
	2	1	2:28.245	43.006	1:04.930	40.309	232.3			4:58.123	3	2	2:39.895	44.901	1:14.275	40.719	212.2	9:05.983
	3	1	2:34.381	43.893	1:04.636	45.852	229.3			7:32.504	4	2	2:48.251	44.811	1:12.820	50.620	218.2	11:54.234
	4	1	5:01.138	3:20.187	1:02.842	38.109	225.9			12:33.642	5	2	4:47.374	2:54.338	1:12.621	40.415	210.1	16:41.608
	5	1	2:23.544	42.330	1:03.211	38.003	235.3			14:57.186	6	2	2:36.429	44.868	1:11.417	40.144	227.4	19:18.037
	6	1	2:23.433	42.361	1:02.112	38.960	236.3			17:20.619	7	2	2:34.853	43.386	1:10.579	40.888	220.9	21:52.890
	7	1	2:24.343	42.376	1:01.894	40.073	236.3			19:44.962	8	2	2:33.052	42.629	1:10.635	39.788	219.5	24:25.942
	8	1	6:33.450	4:51.570	1:03.839	38.041	226.4			26:18.412	9	2	4:45.331	2:49.528	1:14.646	41.157	212.6	29:11.273
	9	1	2:27.147	46.542	1:02.752	37.853	228.8			28:45.559	10	2	2:35.490	42.782	1:12.592	40.116	237.4	31:46.763
	10	1	2:25.619	42.447	1:04.725	38.447	234.3			31:11.178	11	2	2:34.522	42.960	1:11.362	40.200	227.8	34:21.285
	11	1	6:14.108	4:23.032	1:10.555	40.521	204.5			37:25.286	12	2	2:32.444	42.577	1:10.304	39.563	238.4	36:53.729
	12	1	2:28.512	43.793	1:04.525	40.194	230.8			39:53.798	13	2	2:31.267	42.218	1:09.507	39.542	244.9	39:24.996
	13	1	2:27.823	43.358	1:05.032	39.433	232.8			42:21.621	14	2	2:32.784	42.249	1:10.892	39.643	240.0	41:57.780
14	1	2:27.670	42.989	1:04.616	40.065	232.3	44:49.291	15		2	2:31.940	42.354	1:10.136	39.450	230.3	44:29.720		
15	1	2:27.521	42.895	1:05.377	39.249	232.8	47:16.812	16	2	2:31.805	42.240	1:10.109	39.456	240.5	47:01.525			
2	Russel Racing by DVB Racing Norma M20 FC							2	8 Independent Motorsports Porsche 991 1. Xavier STEVENS 3. Koen WAUTERS 2. Kris WAUTERS	1	1	2:25.512	44.887	1:03.583	37.042	209.7	2:25.512	
	1. Frank THIERS 3. Jeffrey VAN HOOYDONK									2	4	10:15.748	8:35.726	1:02.350	37.672	231.8	12:41.260	
	2. Hans THIERS 4. Gilles MAGNUS									3	4	2:19.027	41.067	1:00.704	37.256	239.5	15:00.287	
	4	4	2:20.115	41.287	1:01.360	37.468	240.0			17:20.402	4	2	2:35.787	42.503	1:13.859	39.425	220.0	8:44.267
	5	2	4:55.839	3:08.871	1:08.299	38.669	214.7			22:16.241	5	2	2:31.248	42.596	1:09.589	39.063	236.8	11:15.515
	6	2	2:26.609	42.913	1:05.323	38.373	240.0			24:42.850	6	2	2:31.100	42.029	1:10.470	38.601	256.5	13:46.615
	7	2	6:04.675	4:03.371	1:07.539	53.765	221.3			30:47.525	7	2	2:27.777	41.746	1:07.640	38.391	256.5	16:14.392
	8	1	5:48.191	3:55.359	1:11.217	41.615	184.3			36:35.716	8	2	2:29.787	42.187	1:09.056	38.544	249.4	18:44.179
	9	1	2:36.805	45.559	1:10.406	40.840	214.3			39:12.521	9	2	2:29.179	41.650	1:08.539	38.990	247.7	21:13.358
	3	Speedlover Porsche 991								1	10	2	2:29.236	42.266	1:08.225	38.745	256.5	23:42.594
1. Guy VERHEYEN 3. Pieder DECURTINS							11	2	4:09.996		2:16.960	1:13.282	39.754	216.9	27:52.590			
2. Chris MATTHEUS							12	2	2:31.347		42.211	1:09.911	39.225	252.3	30:23.937			
1		1	3:37.934	1:22.125	1:28.185	47.624	160.0	3:37.934	13		2	2:33.240	42.280	1:10.545	40.415	245.5	32:57.177	
2		1	2:46.231	46.015	1:17.028	43.188	216.0	6:24.165	14		2	2:31.582	42.152	1:09.737	39.693	236.8	35:28.759	
3		1	2:40.514	44.732	1:14.281	41.501	234.8	9:04.679	15		2	2:31.534	42.443	1:10.023	39.068	252.3	38:00.293	
4		1	2:39.002	43.451	1:12.462	43.089	233.3	11:43.681	16		2	2:30.235	42.127	1:09.333	38.775	254.1	40:30.528	
5		1	6:34.411	4:33.565	1:18.672	42.174	172.8	18:18.092	17		2	2:29.643	42.062	1:08.924	38.657	258.4	43:00.171	
6		1	2:39.375	44.525	1:13.295	41.555	246.0	20:57.467	18		2	2:31.768	43.201	1:08.957	39.610	258.4	45:31.939	
7		1	2:41.427	44.652	1:15.189	41.586	204.9	23:38.894	9 Krafft Racing Norma M20 FC 1. François KIRMANN 2. Daniel KIRMANN		1	1	3:34.752	1:37.922	1:15.586	41.244	186.9	3:34.752
8		1	2:38.641	44.435	1:12.610	41.596	244.3	26:17.535			2	1	2:30.699	42.317	1:08.358	40.024	237.4	6:05.451
9		1	2:42.506	48.668	1:12.580	41.258	215.1	29:00.041			3	1	2:23.504	42.555	1:03.360	37.589	233.3	8:28.955
10		1	4:40.970	2:44.179	1:15.248	41.543	219.5	33:41.011			4	1	2:25.532	41.459	1:06.226	37.847	241.6	10:54.487
11		1	2:35.646	43.239	1:11.495	40.912	248.8	36:16.657			5	1	2:22.181	41.726	1:02.000	38.455	238.4	13:16.668
12		1	2:35.137	43.569	1:10.793	40.775	248.3	38:51.794			6	1	2:20.756	41.570	1:01.710	37.476	238.9	15:37.424
13	1	2:34.004	43.763	1:10.609	39.632	250.0	41:25.798	7		1	2:30.682	42.997	1:06.299	41.386	237.9	18:08.106		
14	1	2:33.335	42.232	1:10.567	40.536	253.5	43:59.133	8	1	5:26.345	3:29.618	1:14.148	42.579	219.5	23:34.451			
15	1	2:32.164	42.846	1:09.897	39.421	247.1	46:31.297	9	1	2:42.081	45.485	1:15.216	41.380	226.9	26:16.532			
5	ORACLE TSL Radical RS5							2	10	1	2:38.956	46.051	1:12.242	40.663	226.9	28:55.488		
	1. Jamie MORROW 3. Raf VAN BELLE								11	1	2:38.077	45.121	1:11.436	41.520	227.4	31:33.565		
	2. Cédric WAUTERS 4. Eric WOUTERS								12	1	2:35.644	45.319	1:10.134	40.191	227.4	34:09.209		
	1	1	3:11.550	58.227	1:27.541	45.782	143.4		3:11.550	13	1	2:34.943	44.387	1:10.540	40.016	232.3	36:44.152	
	2	1	2:52.363	49.998	1:17.921	44.444	200.4		6:03.913									
	3	1	5:21.479	3:21.613	1:15.836	44.030	198.2		11:25.392									
	4	1	2:46.738	48.913	1:13.129	44.696	210.9		14:12.130									
	5	1	2:47.143	48.247	1:14.451	44.445	213.4		16:59.273									
	6	1	5:45.925	3:48.611	1:14.400	42.914	194.9		22:45.198									



BELCAR ENDURANCE CHAMPIONSHIP


SPA RACING FESTIVAL

FREE PRACTICE 2

Sector Analysis

Personal Best Session Best B Crossing the finish line in pit lane

Lap	D	Time	Sector 1	Sector 2	Sector 3	T. Spd	Elapsed	Lap	D	Time	Sector 1	Sector 2	Sector 3	T. Spd	Elapsed
14	1	2:38.137	44.956	1:10.905	42.276	232.3	39:22.289	8	1	2:54.544	50.675	1:18.376	45.493	201.5	30:02.404
15	1	2:36.907	45.785	1:10.618	40.504	225.9	41:59.196	9	1	2:58.684	51.107	1:20.573	47.004	199.6	33:01.088
16	1	2:33.263	44.178	1:09.202	39.883	231.3	44:32.459	10	1	2:54.819	50.979	1:18.517	45.323	198.9	35:55.907
17	1	2:34.252	44.146	1:09.121	40.985	231.8	47:06.711	11	1	2:57.831	52.256	1:18.554	47.021	201.5	38:53.738
11 PG Motorsport Porsche Cayman GT4 1. Stienes LONGIN 3. Marnik BATTRYN 2. Johan HUYGENS								17 De Verdeler BMW 123D 1. kenci QVICK 3. Frederik SELS 2. Stefaan TAVERNIER							
1	1	4:38.401	2:32.336	1:22.311	43.754	117.6	4:38.401	1	1	4:03.134	1:27.149	1:39.877	56.108	126.5	4:03.134
2	1	2:44.886	48.214	1:14.040	42.632	206.9	7:23.287	2	1	3:22.302	1:00.006	1:29.467	52.829	175.6	7:25.436
3	1	2:39.896	45.129	1:12.630	42.137	235.8	10:03.183	3	1	3:27.792	57.954	1:32.057	57.781	174.2	10:53.228
4	1	2:40.303	45.216	1:12.865	42.222	239.5	12:43.486	4	1	3:14.107	58.268	1:24.587	51.252	176.5	14:07.335
5	1	2:38.577	44.704	1:12.462	41.411	241.1	15:22.063	5	1	3:15.607	58.604	1:25.686	51.317	162.9	17:22.942
6	1	2:38.885	45.001	1:12.367	41.517	239.5	18:00.948	6	1	3:11.774	58.403	1:23.291	50.080	167.2	20:34.716
7	1	2:38.998	44.952	1:12.286	41.760	239.5	20:39.946	7	1	5:13.873	2:53.974	1:29.123	50.776	144.6	25:48.589
8	1	2:42.788	45.776	1:15.142	41.870	217.7	23:22.734	8	1	3:39.309	1:21.247	1:27.175	50.887	163.9	29:27.898
9	1	2:39.646	44.762	1:12.829	42.055	238.4	26:02.380	9	1	3:13.093	56.801	1:24.744	51.548	180.3	32:40.991
10	1	2:38.770	44.789	1:12.400	41.581	240.0	28:41.150	10	1	3:09.139	56.818	1:23.142	49.179	180.9	35:50.130
11	1	4:09.561	2:13.175	1:14.559	41.827	220.4	32:50.711	11	1	3:54.193	1:26.027	1:25.517	1:02.649	134.8	39:44.323
12	1	2:38.825	45.075	1:12.185	41.565	240.5	35:29.536	21 Comparex Racing by EMG Motorspc Porsche 991 1. Steve VANBELLINGEN 2. Wiebe WIJZES							
13	1	2:37.892	44.513	1:12.267	41.112	243.8	38:07.428	1	2	3:09.591	59.341	1:25.163	45.087	148.6	3:09.591
14	1	2:37.355	44.542	1:12.005	40.808	243.2	40:44.783	2	2	2:41.176	44.982	1:13.601	42.593	208.5	5:50.767
15	1	2:36.988	44.304	1:11.668	41.016	240.5	43:21.771	3	2	2:33.872	43.285	1:10.942	39.645	246.6	8:24.639
16	1	2:37.411	44.560	1:11.843	41.008	241.1	45:59.182	4	2	2:33.442	43.115	1:10.824	39.503	243.8	10:58.081
12 VGL Racing Saker RAPX 1. Willem MEIJER 3. Luc BRANCKAERTS 2. Kurt BULTYNCK								5	2	4:57.479	3:06.058	1:11.151	40.270	222.2	15:55.560
1	2	5:02.175	2:21.813	1:45.156	55.206	101.5	5:02.175	6	2	2:31.731	43.024	1:09.597	39.110	249.4	18:27.291
2	2	4:56.909	53.195	2:50.482	1:13.232	173.4	9:59.084	7	2	2:31.718	42.574	1:09.533	39.611	252.9	20:59.009
14 Autosport Sorrento Ligier JS53 Evo2 1. Gaetano OLIVA 2. James Abbott								8	2	2:34.459	43.360	1:11.103	39.996	227.4	23:33.468
1	1	3:05.705	57.416	1:22.848	45.441	154.9	3:05.705	9	1	4:26.222	2:32.211	1:13.025	40.986	202.6	27:59.690
2	1	2:41.248	46.943	1:10.024	44.281	223.1	5:46.953	10	1	2:36.676	43.507	1:12.753	40.416	238.9	30:36.366
3	1	2:31.091	44.331	1:06.574	40.186	232.8	8:18.044	11	1	2:35.177	42.687	1:11.877	40.613	252.9	33:11.543
4	1	2:29.614	42.545	1:04.999	42.070	238.4	10:47.658	12	1	2:35.929	42.604	1:12.387	40.938	236.3	35:47.472
5	1	2:25.419	42.283	1:04.254	38.882	238.9	13:13.077	13	1	2:35.274	42.595	1:12.789	39.890	249.4	38:22.746
6	1	2:23.997	42.204	1:03.388	38.405	240.5	15:37.074	14	1	6:22.834	4:29.638	1:12.449	40.747	213.4	44:45.580
7	1	2:32.888	42.280	1:07.131	43.477	240.0	18:09.962	15	1	2:34.139	42.604	1:11.581	39.954	246.6	47:19.719
8	1	5:42.979	3:58.004	1:06.316	38.659	214.7	23:52.941	24 PK Carsport Porsche 991 1. Tom BOONEN 2. Bert LONGIN							
9	1	2:27.265	42.253	1:04.683	40.329	236.8	26:20.206	1	1	3:41.345	1:25.374	1:30.792	45.179	144.8	3:41.345
10	1	2:26.968	45.490	1:03.291	38.187	232.8	28:47.174	2	1	2:42.227	44.798	1:15.320	42.109	209.7	6:23.572
11	1	2:29.666	44.665	1:06.395	38.606	229.8	31:16.840	3	1	2:39.627	45.159	1:12.954	41.514	247.7	9:03.199
12	1	4:29.697	2:37.863	1:11.652	40.182	193.9	35:46.537	4	1	2:37.101	43.300	1:12.936	40.865	229.8	11:40.300
13	1	2:28.169	42.656	1:03.289	42.224	235.8	38:14.706	5	1	2:34.987	42.644	1:10.619	41.724	236.8	14:15.287
14	1	3:06.192	54.186	1:27.885	44.121	152.1	41:20.898	6	1	2:36.738	45.869	1:10.862	40.007	225.0	16:52.025
15	1	2:28.205	42.536	1:06.640	39.029	236.8	43:49.103	7	1	2:32.620	42.193	1:10.220	40.207	253.5	19:24.645
16	1	2:35.370	42.096	1:04.458	48.816	236.8	46:24.473	8	1	2:32.583	42.656	1:09.232	40.695	259.0	21:57.228
16 Vanmol Denis Ginetta G55 1. Denis VANMOL								9	1	2:33.326	44.125	1:09.680	39.521	246.0	24:30.554
1	1	5:02.067	2:20.719	1:45.423	55.925	100.2	5:02.067	10	1	2:31.781	42.588	1:09.540	39.653	253.5	27:02.335
2	1	3:22.076	1:00.022	1:32.049	50.005	136.7	8:24.143	11	1	2:32.363	42.495	1:09.919	39.949	231.3	29:34.698
3	1	3:05.907	52.814	1:24.298	48.795	185.2	11:30.050	12	1	4:31.644	2:36.750	1:12.562	42.332	180.3	34:06.342
4	1	3:06.037	52.904	1:25.304	47.829	190.1	14:36.087	13	1	2:30.528	42.954	1:08.827	38.747	252.3	36:36.870
5	1	3:16.583	52.789	1:22.306	1:01.488	195.7	17:52.670	14	1	2:30.229	42.848	1:08.612	38.769	253.5	39:07.099
6	1	6:18.207	4:09.817	2:21.462	46.928	190.5	24:10.877	15	1	2:28.881	41.913	1:08.498	38.470	257.8	41:35.980
7	1	2:56.983	51.594	1:19.373	46.016	200.0	27:07.860	16	1	2:29.668	42.533	1:08.357	38.778	252.9	44:05.648



BELCAR ENDURANCE CHAMPIONSHIP


SPA RACING FESTIVAL

FREE PRACTICE 2

Sector Analysis

■ Personal Best ■ Session Best B Crossing the finish line in pit lane

Lap	D	Time	Sector 1	Sector 2	Sector 3	T. Spd	Elapsed	Lap	D	Time	Sector 1	Sector 2	Sector 3	T. Spd	Elapsed
17	1	2:40.800	43.421	1:14.647	42.732	219.1	46:46.448	2	1	3:23.377	58.838	1:31.830	52.709	166.7	10:04.087
30	Selleslagh Racing Team AMG Mercedes GT4 1. Nicolas VAN DIERENDONK, Filip TEUNKENS 3 2. Johan VANNERUM							3	1	3:17.791	57.308	1:28.743	51.740	188.8	13:21.878
1	3	5:05.802	3:00.072	1:21.934	43.796	162.4	5:05.802	4	1	3:12.557	55.691	1:26.754	50.112	167.7	16:34.435
2	3	2:43.080	47.910	1:14.268	40.902	207.7	7:48.882	5	1	3:11.828	55.307	1:26.260	50.261	183.7	19:46.263
3	3	2:40.399	45.277	1:14.262	40.860	239.5	10:29.281	6	1	3:09.435	55.062	1:24.807	49.566	189.8	22:55.698
4	3	2:37.197	45.171	1:11.492	40.534	242.2	13:06.478	7	1	3:09.173	54.680	1:24.173	50.320	184.0	26:04.871
5	3	2:36.360	45.044	1:11.018	40.298	242.7	15:42.838	8	1	5:52.021	3:39.285	1:24.739	47.997	169.5	31:56.892
6	3	2:35.764	44.693	1:10.407	40.664	242.2	18:18.602	9	1	3:02.390	53.659	1:21.783	46.948	198.9	34:59.282
7	3	2:34.927	44.526	1:10.192	40.209	240.5	20:53.529	10	1	2:59.551	52.605	1:20.133	46.813	200.7	37:58.833
8	1	5:44.831	3:44.450	1:17.929	42.452	200.4	26:38.360	11	1	2:58.472	51.884	1:19.928	46.660	202.6	40:57.305
9	1	2:38.916	45.126	1:12.605	41.185	242.7	29:17.276	12	1	3:01.519	52.238	1:21.569	47.712	196.4	43:58.824
10	1	2:39.714	45.097	1:13.380	41.237	242.7	31:56.990	13	1	2:58.020	52.275	1:19.055	46.690	199.3	46:56.844
11	1	2:40.433	44.794	1:14.070	41.569	241.1	34:37.423	44	Belgium Driver Academy vzw Wolf GB08 1. Maxim PAMPEL 2 2. Martin DOUBEK						
12	1	2:37.813	44.826	1:11.305	41.682	242.2	37:15.236	1	2	3:53.479	1:42.106	1:24.790	46.583	145.6	3:53.479
13	1	2:35.045	44.344	1:10.184	40.517	244.3	39:50.281	2	2	2:41.645	47.308	1:11.488	42.849	203.8	6:35.124
14	1	2:35.378	44.715	1:10.063	40.600	241.6	42:25.659	3	2	2:35.614	45.069	1:10.541	40.004	217.3	9:10.738
15	1	2:35.709	44.522	1:10.387	40.800	240.0	45:01.368	4	2	2:36.791	46.842	1:08.403	41.546	215.1	11:47.529
31	Selleslagh Racing Team AMG Mercedes GT4 1. Wim SPINOY 3 2. Ward SLUYS							5	2	2:34.207	44.552	1:09.398	40.257	219.1	14:21.736
1	2	4:49.649	2:43.669	1:19.898	46.082	185.9	4:49.649	6	2	2:34.298	44.898	1:08.154	41.246	194.9	16:56.034
2	2	2:40.952	45.600	1:14.050	41.302	229.8	7:30.601	7	2	2:31.505	44.560	1:06.936	40.009	218.6	19:27.539
3	2	2:39.004	44.889	1:12.912	41.203	237.9	10:09.605	8	2	2:30.762	44.619	1:06.136	40.007	220.0	21:58.301
4	2	2:37.907	45.107	1:11.879	40.921	243.2	12:47.512	9	2	2:33.538	44.887	1:08.166	40.485	220.0	24:31.839
5	2	2:37.936	45.149	1:11.657	41.130	239.5	15:25.448	10	2	2:32.090	44.525	1:06.657	40.908	218.6	27:03.929
6	2	2:51.653	B 48.300	1:12.490	50.863	217.7	18:17.101	11	2	5:10.821	3:17.205	1:11.771	41.845	189.1	32:14.750
7	1	5:21.777	3:11.638	1:22.483	47.656	153.4	23:38.878	12	2	2:35.345	45.056	1:09.766	40.523	217.3	34:50.095
8	1	2:48.167	47.566	1:17.785	42.816	231.8	26:27.045	13	2	2:34.619	44.770	1:09.312	40.537	210.9	37:24.714
9	1	2:47.288	46.497	1:17.458	43.333	231.8	29:14.333	14	2	2:33.313	45.577	1:06.443	41.293	219.5	39:58.027
10	1	2:44.803	45.858	1:16.662	42.283	239.5	31:59.136	15	2	2:33.252	44.941	1:07.538	40.773	216.4	42:31.279
11	1	2:45.994	46.614	1:15.316	44.064	240.0	34:45.130	16	2	2:33.440	45.438	1:07.573	40.429	216.9	45:04.719
12	1	2:44.591	46.066	1:16.144	42.381	237.4	37:29.721	57	QSR Racing School BMW 325i 1. Joël UYLENBROECK 3. Johnny DE BREUCKER 5 2. Luc JANSSENS						
13	1	2:41.841	46.092	1:13.848	41.901	240.0	40:11.562	1	1	4:31.261	1:44.925	1:48.206	58.130	102.2	4:31.261
14	1	2:41.860	45.865	1:13.570	42.425	240.0	42:53.422	2	1	3:17.060	58.309	1:28.226	50.525	177.9	7:48.321
15	1	2:41.645	45.691	1:14.071	41.883	240.0	45:35.067	3	1	3:06.359	54.773	1:22.464	49.122	191.5	10:54.680
39	R&J Racing BMW M3 1. Roland VAN ASCH 3. Jurgen VERMEULEN 4 2. Wim VERWIMP							4	1	3:04.807	55.818	1:21.022	47.967	190.1	13:59.487
1	2	5:07.040	2:49.448	1:27.372	50.220	145.4	5:07.040	5	1	3:02.405	54.074	1:20.709	47.622	193.9	17:01.892
2	2	3:07.384	54.625	1:23.359	49.400	168.2	8:14.424	6	1	2:59.975	53.151	1:19.608	47.216	195.3	20:01.867
3	2	3:03.207	52.775	1:22.304	48.128	182.7	11:17.631	7	1	3:08.768	53.156	1:20.551	55.061	193.9	23:10.635
4	2	3:02.023	52.656	1:22.480	46.887	187.2	14:19.654	8	3	5:05.690	2:38.369	1:29.470	57.851	167.7	28:16.325
5	2	3:01.896	51.641	1:21.310	48.945	203.4	17:21.550	9	3	3:14.968	56.894	1:26.961	51.113	186.2	31:31.293
6	2	6:40.120	4:19.146	1:30.779	50.195	164.4	24:01.670	10	3	3:22.674	57.835	1:27.428	57.411	183.7	34:53.967
7	2	3:09.210	54.845	1:26.126	48.239	158.4	27:10.880	11	3	3:13.051	57.949	1:24.621	50.481	176.2	38:07.018
8	2	3:02.293	52.721	1:22.118	47.454	185.2	30:13.173	12	3	3:17.663	57.216	1:24.756	55.691	184.6	41:24.681
9	2	3:05.888	52.810	1:24.689	48.389	163.1	33:19.061	13	3	3:27.259	B 57.450	1:24.667	1:05.142	184.6	44:51.940
10	2	3:04.279	52.813	1:23.352	48.114	167.2	36:23.340	62	Semespeed Lamborghini Supertrofeo Evo 1. Benoit SEMOULIN 1 2. François SEMOULIN						
11	2	3:04.552	52.818	1:23.434	48.300	167.7	39:27.892	1	1	4:05.590	1:31.608	1:38.549	55.433	135.3	4:05.590
12	2	3:03.767	52.817	1:22.541	48.409	174.5	42:31.659	2	1	2:54.044	52.058	1:19.823	42.163	196.0	6:59.634
13	2	3:01.631	52.800	1:21.830	47.001	178.2	45:33.290	3	1	2:37.280	42.520	1:13.976	40.784	242.7	9:36.914
42	BMW Team Der Horst BMW 325i 1. Alex CASCATA 3. Jeromy HESELS 5 2. Niels DE KERPEL							4	1	5:35.386	3:40.731	1:14.213	40.442	209.3	15:12.300
1	1	6:40.710	4:04.971	1:39.739	56.000	149.2	6:40.710	5	1	2:29.367	41.663	1:09.275	38.429	263.4	17:41.667
								6	1	5:13.140	3:12.219	1:18.803	42.118	206.5	22:54.807
								7	1	2:41.149	42.186	1:15.388	43.575	258.4	25:35.956



BELCAR ENDURANCE CHAMPIONSHIP

SPA RACING FESTIVAL

FREE PRACTICE 2

Sector Analysis

Personal Best Session Best B Crossing the finish line in pit lane

Lap	D	Time	Sector 1	Sector 2	Sector 3	T. Spd	Elapsed	Lap	D	Time	Sector 1	Sector 2	Sector 3	T. Spd	Elapsed
8	1	2:32.359	41.599	1:11.478	39.282	230.8	28:08.315	8	3	3:06.362	55.734	1:21.338	49.290	183.1	29:53.640
9	1	2:33.772	41.911	1:12.014	39.847	236.3	30:42.087	9	3	3:06.759	56.032	1:21.643	49.084	182.1	33:00.399
10	1	2:55.260	41.210	1:09.960	1:04.090	268.7	33:37.347	10	3	3:05.868	55.077	1:20.961	49.830	186.9	36:06.267
11	1	2:30.222	41.173	1:10.623	38.426	264.1	36:07.569	11	3	3:09.304	58.632	1:21.674	48.998	175.9	39:15.571
12	1	2:32.589	42.093	1:11.576	38.920	241.1	38:40.158	12	3	3:06.482	54.397	1:21.513	50.572	189.1	42:22.053
13	1	2:28.877	40.666	1:09.790	38.421	268.0	41:09.035	13	3	3:10.970	57.406	1:23.437	50.127	168.7	45:33.023
14	1	3:13.329 B	52.417	1:24.113	56.799	175.3	44:22.364								

64		KDW Racing		BMW M4 GT4			
1.Koen DE WIT				3			
1	1	4:49.564	2:22.487	1:35.500	51.577	108.7	4:49.564
2	1	2:56.727	52.998	1:19.850	43.879	200.4	7:46.291
3	1	2:47.794	46.936	1:16.488	44.370	219.5	10:34.085
4	1	2:44.558	46.269	1:14.966	43.323	234.3	13:18.643
5	1	4:25.602	2:30.173	1:13.938	41.491	221.3	17:44.245
6	1	2:38.028	44.953	1:12.158	40.917	238.4	20:22.273
7	1	2:36.689	44.687	1:11.298	40.704	238.9	22:58.962
8	1	2:38.255	45.517	1:11.891	40.847	237.4	25:37.217
9	1	2:37.770	44.530	1:11.574	41.666	239.5	28:14.987
10	1	4:33.168	2:37.813	1:14.199	41.156	223.6	32:48.155
11	1	2:42.026	45.815	1:14.794	41.417	234.3	35:30.181
12	1	2:37.909	44.059	1:12.467	41.383	241.6	38:08.090

68		T2 Racing		Lieger Js53 Evo 2			
1.Mike Fenzl		3.Stephan BRINTZINGER		2			
2.Corina Fenzl							
1	1	3:49.301	1:41.289	1:23.412	44.600	154.5	3:49.301
2	1	2:35.931	45.349	1:09.869	40.713	232.8	6:25.232
3	1	2:36.993	44.345	1:11.658	40.990	231.8	9:02.225
4	1	2:33.955	43.869	1:10.431	39.655	230.3	11:36.180
5	1	4:32.302	2:42.090	1:10.130	40.082	202.6	16:08.482
6	1	2:32.083	44.407	1:07.937	39.739	233.8	18:40.565
7	1	2:32.371	44.527	1:08.198	39.646	232.8	21:12.936
8	1	2:32.701	44.805	1:08.477	39.419	229.8	23:45.637
9	1	4:58.110	2:49.299	1:21.756	47.055	170.1	28:43.747
10	1	2:52.105	48.464	1:17.986	45.655	186.9	31:35.852
11	1	2:46.366	47.096	1:14.922	44.348	193.2	34:22.218
12	1	2:41.635	46.125	1:12.407	43.103	190.8	37:03.853
13	1	2:39.489	46.325	1:11.295	41.869	215.6	39:43.342
14	1	2:39.084	45.369	1:10.778	42.937	201.5	42:22.426
15	1	2:38.359	45.494	1:11.316	41.549	216.0	45:00.785


69		AR Performance		BMW E90 325i			
1.Nicolas HERMANS		3.Olivier HERTSENS		5			
2.Cedric BAETEN							
1	2	3:17.364	55.811	1:31.533	50.020	137.6	3:17.364
2	2	3:04.216	54.224	1:22.016	47.976	185.9	6:21.580
3	2	3:03.670	54.121	1:20.974	48.575	191.8	9:25.250
4	2	3:13.886 B	57.213	1:20.652	56.021	162.2	12:39.136

70		AR Performance		BMW E90 325i			
1.Jo LAMMENS		3.Kurt HEIRMAN		5			
2.Davy SUFFLEERS							
1	3	3:58.448	1:23.591	1:39.045	55.812	116.3	3:58.448
2	3	3:30.753	1:04.631	1:33.223	52.899	153.6	7:29.201
3	3	3:25.008	59.933	1:26.799	58.276	171.7	10:54.209
4	3	3:22.151	1:01.009	1:28.973	52.169	174.8	14:16.360
5	3	3:13.550	58.220	1:24.724	50.606	169.8	17:29.910
6	3	6:10.896	3:56.083	1:24.107	50.706	165.4	23:40.806
7	3	3:06.472	55.614	1:22.013	48.845	182.7	26:47.278

77		Domec Racing		Radical RXC			
1.Patrick ENGELEN				1			
1	1	3:28.456	1:10.418	1:31.313	46.725	148.8	3:28.456
2	1	2:53.519	49.329	1:20.866	43.324	172.2	6:21.975
3	1	2:45.568	48.052	1:16.037	41.479	180.9	9:07.543
4	1	2:42.454	45.541	1:12.575	44.338	214.7	11:49.997
5	1	6:02.573	4:09.276	1:12.658	40.639	201.9	17:52.570
6	1	2:34.588	43.881	1:10.505	40.202	231.8	20:27.158
7	1	2:32.029	43.213	1:08.924	39.892	236.3	22:59.187
8	1	2:33.718	43.469	1:10.056	40.193	213.4	25:32.905
9	1	2:34.622	43.709	1:10.916	39.997	188.8	28:07.527
10	1	2:36.133	43.280	1:12.615	40.238	172.5	30:43.660
11	1	5:18.885	3:27.823	1:10.026	41.036	210.5	36:02.545
12	1	2:32.245	44.483	1:08.639	39.123	235.3	38:34.790
13	1	2:32.162	42.691	1:10.410	39.061	242.2	41:06.952
14	1	2:32.437	42.970	1:10.006	39.461	208.9	43:39.389
15	1	2:39.093	42.785	1:12.398	43.910	239.5	46:18.482

94		QSR Racing School		Porsche 991			
1.Rodrigue GILLION				1			
2.John MAURO							
1	2	10:53.031	8:10.889	1:44.282	57.860	133.3	10:53.031
2	2	3:20.747	1:00.383	1:30.255	50.109	160.5	14:13.778
3	2	4:50.357	2:39.856	1:24.425	46.076	170.9	19:04.135
4	2	2:53.007	47.848	1:19.626	45.533	189.5	21:57.142
5	2	6:01.538	3:48.630	1:24.952	47.956	164.1	27:58.680
6	2	3:01.733	51.189	1:23.524	47.020	150.0	31:00.413
7	2	3:01.333	49.460	1:25.381	46.492	177.6	34:01.746
8	2	2:59.800	49.203	1:24.393	46.204	188.2	37:01.546
9	2	2:58.492	49.197	1:21.965	47.330	206.5	40:00.038
10	2	2:57.693	48.645	1:21.740	47.308	210.1	42:57.731
11	2	3:08.215 B	47.754	1:21.712	58.749	195.7	46:05.946

98		Krafft Racing		Norma M20 FC			
1.Max BORTOLAMI				2			
2.David CRISTINI							
1	1	3:04.435	1:03.596	1:20.158	40.681	151.9	3:04.435
2	1	2:42.022	42.573	1:04.775	54.674	238.4	5:46.457
3	1	2:28.484	42.410	1:06.527	39.547	216.0	8:14.941
4	1	2:27.064	41.835	1:06.577	38.652	243.2	10:42.005
5	1	2:24.734	41.412	1:05.127	38.195	244.3	13:06.739
6	1	2:22.807	41.599	1:03.339	37.869	240.5	15:29.546
7	1	2:32.880	45.791	1:08.264	38.825	189.5	18:02.426
8	1	4:23.704	2:38.206	1:06.685	38.813	225.5	22:26.130
9	1	2:24.912	42.551	1:04.326	38.035	237.4	24:51.042
10	1	2:23.987	42.582	1:03.700	37.705	237.4	27:15.029
11	1	2:29.239	46.121	1:05.038	38.080	234.3	29:44.268
12	1	2:28.411	42.326	1:06.990	39.095	237.4	32:12.679
13	1	2:31.121	42.552	1:06.141	42.428	237.4	34:43.800
14	1	2:30.517	41.898	1:08.133	40.486	240.5	37:14.317
15	1	2:26.833	42.000	1:05.539	39.294	238.9	39:41.150
16	1	2:26.751	42.289	1:06.299	38.163	239.5	42:07.901



BELCAR ENDURANCE CHAMPIONSHIP


SPA RACING FESTIVAL

FREE PRACTICE 2

Sector Analysis

■ Personal Best ■ Session Best B Crossing the finish line in pit lane

Lap	D	Time	Sector 1	Sector 2	Sector 3	T. Spd	Elapsed	Lap	D	Time	Sector 1	Sector 2	Sector 3	T. Spd	Elapsed
17	1	2:31.312	42.015	1:08.281	41.016	239.5	44:39.213	1	2	4:07.337	2:12.586	1:14.616	40.135	176.2	4:07.337
18	1	2:25.040	41.800	1:05.232	38.008	238.4	47:04.253	2	2	2:33.820	43.565	1:10.330	39.925	231.8	6:41.157
99 Belgium Racing Porsche 991 1. Dylan DERDAELE 2. Nicolas SAELENS															
1	1	4:08.448	2:13.669	1:15.132	39.647	181.5	4:08.448	3	2	2:30.871	41.649	1:10.199	39.023	243.8	9:12.028
2	1	2:30.540	42.347	1:09.310	38.883	250.6	6:38.988	4	2	2:31.920	43.002	1:10.039	38.879	238.4	11:43.948
3	1	2:27.235	41.094	1:08.254	37.887	247.7	9:06.223	5	2	2:29.698	41.506	1:08.902	39.290	249.4	14:13.646
4	1	2:26.867	41.156	1:07.895	37.816	247.1	11:33.090	6	2	2:29.428	41.877	1:09.088	38.463	253.5	16:43.074
5	1	2:26.507	40.782	1:07.526	38.199	260.2	13:59.597	7	1	5:49.143	3:53.409	1:15.235	40.499	192.9	22:32.217
6	1	2:25.149	40.621	1:06.838	37.690	260.2	16:24.746	8	1	2:36.177	44.264	1:11.580	40.333	235.8	25:08.394
7	2	5:16.209	3:25.334	1:11.623	39.252	178.2	21:40.955	9	1	2:33.737	43.180	1:11.153	39.404	223.1	27:42.131
8	2	2:30.021	41.886	1:09.283	38.852	238.9	24:10.976	10	1	2:45.633	B 42.745	1:12.269	50.619	236.8	30:27.764
9	2	2:28.770	41.383	1:09.059	38.328	240.5	26:39.746	11	1	5:49.583	3:57.217	1:11.781	40.585	192.9	36:17.347
10	2	2:30.801	41.581	1:09.759	39.461	245.5	29:10.547	12	1	2:34.131	43.609	1:10.526	39.996	245.5	38:51.478
11	2	2:29.480	41.184	1:09.468	38.828	246.6	31:40.027	13	1	2:33.710	43.157	1:10.529	40.024	253.5	41:25.188
12	2	2:33.956	44.261	1:11.049	38.646	224.1	34:13.983	14	1	2:35.105	42.282	1:10.308	42.515	254.1	44:00.293
13	2	2:30.789	41.327	1:10.296	39.166	250.0	36:44.772	15	1	2:33.531	43.138	1:10.560	39.833	230.3	46:33.824
14	2	2:32.290	41.837	1:11.559	38.894	248.3	39:17.062	254 QSR Racing School AMG Mercedes GT4 1. Jimmy DE BREUCKER 3. Kenneth HEYER 2. Yannick HOOGAARS							
15	2	2:30.200	41.396	1:09.528	39.276	248.8	41:47.262	1	1	6:08.578	3:52.016	1:28.834	47.728	130.1	6:08.578
111 Deldiche Racing by JDC Events Norma M20 FC 1. Luc DE COCK 3. Thomas PIESSENS 2. Tim JOOSEN															
1	2	3:05.534	1:07.413	1:17.623	40.498	191.8	3:05.534	2	1	2:49.028	48.288	1:17.656	43.084	194.9	8:57.606
2	2	2:24.766	42.043	1:04.829	37.894	239.5	5:30.300	3	1	2:44.558	46.179	1:15.384	42.995	225.9	11:42.164
3	2	2:22.322	41.440	1:03.566	37.316	243.2	7:52.622	4	1	2:42.564	45.667	1:14.284	42.613	225.9	14:24.728
4	2	4:27.898	2:45.928	1:04.601	37.369	235.8	12:20.520	5	1	4:52.316	2:57.815	1:13.044	41.457	227.4	19:17.044
5	2	2:20.112	40.536	1:02.730	36.846	246.6	14:40.632	6	1	2:39.499	45.469	1:12.493	41.537	225.0	21:56.543
6	2	2:30.981	42.331	1:08.479	40.171	243.8	17:11.613	7	1	2:39.504	45.027	1:13.160	41.317	220.4	24:36.047
7	2	6:13.275	4:30.160	1:05.977	37.138	232.8	23:24.888	8	1	2:37.915	44.647	1:11.758	41.510	240.0	27:13.962
8	2	2:25.390	43.472	1:04.779	37.139	228.3	25:50.278	9	1	2:41.770	47.530	1:12.693	41.547	216.0	29:55.732
9	2	2:20.655	40.628	1:02.527	37.500	247.1	28:10.933	10	1	5:29.909	3:31.202	1:15.593	43.114	213.4	35:25.641
10	2	2:31.853	40.268	1:05.364	46.221	250.0	30:42.786	11	1	2:44.819	46.310	1:16.739	41.770	236.3	38:10.460
11	2	9:19.754	7:38.154	1:04.387	37.213	233.8	40:02.540	12	1	2:40.325	45.840	1:13.021	41.464	241.1	40:50.785
12	2	2:25.731	45.542	1:02.717	37.472	237.4	42:28.271	13	1	2:40.109	45.548	1:13.298	41.263	237.9	43:30.894
13	2	2:21.981	41.821	1:03.034	37.126	241.1	44:50.252	14	1	2:40.619	45.135	1:13.934	41.550	237.9	46:11.513
14	2	2:22.013	41.627	1:03.228	37.158	243.8	47:12.265	369 Greensall Motorsport KTM 1. Nigel GREENSALL 2. Guner TURKMEN							
157 G&R Motorsport BMW M3 E46 1. Danny VAN DOSSELAER 3. Geert HOUTHOOFD 2. Karlo VAN DOSSELAER 4. Geert DIERCKX															
1	1	5:56.205	3:25.651	1:35.326	55.228	130.9	5:56.205	1	1	3:51.213	1:36.245	1:27.626	47.342	161.7	3:51.213
2	1	3:09.210	53.371	1:26.779	49.060	166.2	9:05.415	2	1	2:50.007	47.381	1:18.710	43.916	208.5	6:41.220
3	1	3:02.899	52.742	1:22.297	47.860	173.9	12:08.314	3	1	2:43.748	46.579	1:14.478	42.691	220.0	9:24.968
4	1	3:12.653	53.034	1:23.374	56.245	167.2	15:20.967	4	1	2:38.064	45.441	1:11.589	41.034	216.4	12:03.032
5	1	3:05.735	53.406	1:24.819	47.510	187.2	18:26.702	5	1	2:35.372	44.879	1:10.111	40.382	225.5	14:38.404
6	1	3:10.279	B 51.645	1:22.097	56.537	177.3	21:36.981	6	1	2:35.565	44.807	1:09.632	41.126	223.6	17:13.969
7	1	4:39.636	2:31.672	1:21.319	46.645	185.6	26:16.617	7	1	5:16.059	3:12.699	1:19.657	43.703	198.2	22:30.028
8	1	2:58.853	52.206	1:20.384	46.263	199.6	29:15.470	8	1	2:43.141	47.086	1:14.226	41.829	214.3	25:13.169
9	1	2:59.459	49.999	1:23.691	45.769	196.7	32:14.929	9	1	2:43.539	45.660	1:15.775	42.104	227.4	27:56.708
10	1	2:55.398	49.807	1:20.067	45.524	209.3	35:10.327	911 Speedlover Porsche 991 1. Jean-Pierre VERHOEVEN 2. Jaxon VERHOEVEN							
11	1	2:59.076	53.756	1:19.681	45.639	197.4	38:09.403	1	1	4:22.376	1:43.113	1:46.943	52.320	106.8	4:22.376
12	1	2:57.672	52.793	1:19.366	45.513	185.9	41:07.075	2	1	2:41.941	46.568	1:15.184	40.189	237.4	7:04.317
13	1	2:56.232	50.961	1:19.196	46.075	196.4	44:03.307	3	1	2:35.935	43.104	1:11.717	41.114	246.6	9:40.252
14	1	2:54.795	49.829	1:20.118	44.848	210.1	46:58.102	4	1	2:35.011	43.048	1:12.743	39.220	205.3	12:15.263
191 PG Motorsport Porsche 991 1. Thijs HEEZEN 2. Jos MENTEN															
1	1	4:22.376	1:43.113	1:46.943	52.320	106.8	4:22.376	5	1	2:33.151	43.597	1:10.631	38.923	243.2	14:48.414
2	1	2:41.941	46.568	1:15.184	40.189	237.4	7:04.317	6	1	2:33.600	42.558	1:10.414	40.628	240.5	17:22.014
3	1	2:35.935	43.104	1:11.717	41.114	246.6	9:40.252	7	1	2:35.339	43.024	1:09.984	42.331	247.7	19:57.353
4	1	2:35.011	43.048	1:12.743	39.220	205.3	12:15.263	8	1	5:45.511	3:45.920	1:18.330	41.261	85.8	25:42.864
5	1	2:33.151	43.597	1:10.631	38.923	243.2	14:48.414	9	1	2:37.381	44.181	1:13.053	40.147	218.6	28:20.245
6	1	2:33.600	42.558	1:10.414	40.628	240.5	17:22.014	10	1	2:37.979	44.063	1:11.830	42.086	214.3	30:58.224
7	1	2:35.339	43.024	1:09.984	42.331	247.7	19:57.353								
8	1	5:45.511	3:45.920	1:18.330	41.261	85.8	25:42.864								
9	1	2:37.381	44.181	1:13.053	40.147	218.6	28:20.245								
10	1	2:37.979	44.063	1:11.830	42.086	214.3	30:58.224								



BELCAR ENDURANCE CHAMPIONSHIP

SPA RACING FESTIVAL

FREE PRACTICE 2

Sector Analysis

■ Personal Best ■ Session Best B Crossing the finish line in pit lane

Lap	D	Time	Sector 1	Sector 2	Sector 3	T. Spd	Elapsed	Lap	D	Time	Sector 1	Sector 2	Sector 3	T. Spd	Elapsed
11	1	2:35.956	43.399	1:12.542	40.015	220.4	33:34.180								
12	1	2:37.925	43.710	1:14.538	39.677	181.8	36:12.105								
13	1	2:41.610	50.768	1:11.097	39.745	206.1	38:53.715								
14	1	2:32.914	43.131	1:10.210	39.573	224.1	41:26.629								
15	1	2:33.060	42.825	1:09.861	40.374	230.8	43:59.689								
16	1	2:32.300	42.785	1:10.181	39.334	236.3	46:31.989								

991	No Speed Limit			Porsche 991
	1.Fred BOUVY	3.Damien COENS		1
	2.Simon TOURNEUR			

1	1	3:14.522	1:17.709	1:16.360	40.453	189.5	3:14.522
2	1	2:32.549	42.455	1:08.822	41.272	242.2	5:47.071
3	1	2:26.989	41.337	1:06.693	38.959	259.0	8:14.060
4	1	2:26.388	41.199	1:06.606	38.583	259.6	10:40.448
5	1	2:40.458 B	41.721	1:11.347	47.390	237.9	13:20.906
6	1	4:53.731	2:57.286	1:16.665	39.780	197.4	18:14.637
7	1	2:32.229	42.816	1:10.158	39.255	241.1	20:46.866
8	1	2:32.785	42.439	1:10.947	39.399	225.0	23:19.651